
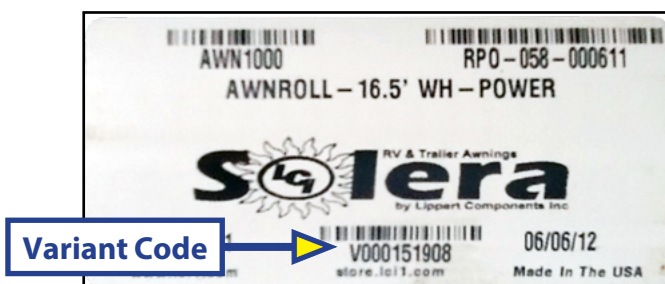


**NOTE:** Part numbers are shown for identification purposes only. Not all parts are available for individual sale. All parts with a link to the Lippert Store can be purchased.

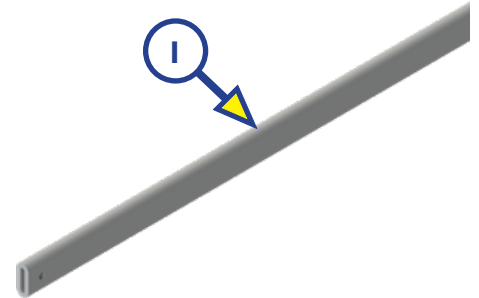
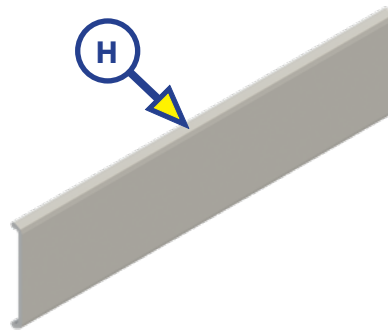
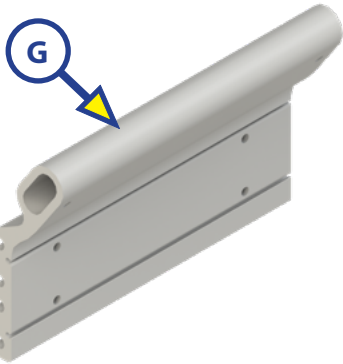



### Variant Code Information

The variant code on Lippert products can assist Lippert customers in obtaining additional information about the product and its components. For replacement part information, locate the variant code on the awning roll tube and call Lippert customer service at 574-537-8900.



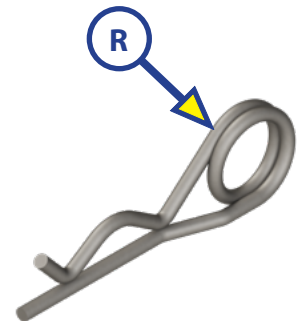



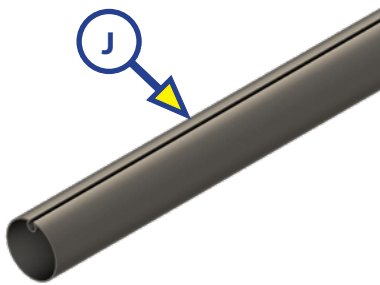
Callout	Part #	Description
A	2021013959	Drive Head, White
	2021013960	Drive Head, Black
B	2021013961	Idler Head, White
	2021013962	Idler Head, Black
C	2021013963	Idler Head No Spring (used on 62" or smaller Slide Toppers), White
	2021013964	Idler Head No Spring (used on 62" or smaller Slide Toppers), Black

## AWNINGS



Callout	Part #	Description
D	<a href="#">768005</a>	Access Plate, White
	<a href="#">768004</a>	Access Plate, Black
E	<a href="#">799593</a>	Access Plate Cover, White
	<a href="#">799592</a>	Access Plate Cover, Black
F	<a href="#">715216</a>	Awning Rail, 8', White
	<a href="#">715217</a>	Awning Rail, 8', Black
G	2021012891	Access Bracket, White
	2021012892	Access Bracket, Black
H	2021012898	Access Bracket Screw Cover, White
	2021012899	Access Bracket Screw Cover, Black
I	2021012886	Extension Bar, White
	2021012887	Extension Bar, Black

## AWNINGS



Callout	Part #	Description
J	*Varies	Roll Tube (Part # 672124 shown is for reference only)
K	218200	Screw, #10 - 16 x 5/8", Hex Washer Head, Self-Drilling
L	<a href="#">252593</a>	Square Pan Head Self-Drilling Screw, #8 - 18 x 1", White
	<a href="#">364290</a>	Square Pan Head Self-Drilling Screw #8 - 18 x 1", Black
M	<a href="#">276611</a>	Screw, #8 - 18 x 1/2"
N	<a href="#">280648</a>	Screw, 1/4" - 20 x 5/8"
O	<a href="#">281079</a>	Hex Screw, #6 - 20 x 1/2"
P	<a href="#">786718</a>	Set Screw, 1/4" - 20 x 1/2"
Q	<a href="#">793617</a>	Screw #10 - 16 x 1 1/4", White
	<a href="#">793616</a>	Screw #10 - 16 x 1 1/4", Black
R	2021012900	Cotter Pin, Double Loop, 1/8" x 2 7/8"

\*Varies - The number of variances for the Solera Slide Topper Roll Tube is too extensive to list herein and beyond the scope of this document. Please visit the Lippert [store.lci1.com](https://store.lci1.com) to order parts or contact Lippert Care Center at 432-LIPPERT (432-547-7378) or email: [customerservice@lci1.com](mailto:customerservice@lci1.com) for assistance if needed.