

LIPPERT
COMPONENTS

WINDOW ABBREVIATION TERMINOLOGY GUIDE

QR-096

WINDOWS

Purpose

The document explains the common abbreviations for window configurations and terminology for the 2000, 3000, 8500, 8600, 8700 and 8800 series windows.






Window Series Configurations

Series	Configuration
2000	Single vent crank out windows (non-insulated and insulated)
3000	Bonded - Frame does not show on exterior
8500	Slider windows with a few picture windows
8600	Insulated - No frame on a sliding pane
8700	Slider windows (non-insulated)
8800	Slider windows (non-insulated)

Frame Colors

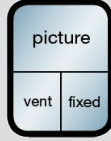



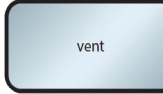



Code	Definition
BK/BLK	Black - frame color
WH/WHT	White - frame color

Glass Codes

Code	Definition	Example
G20	Gray 20 - tint color of glass (dark)	
G55	Gray 55 - tint color of glass (lighter)	
SCB	Solar Cool Bronze - tint color of glass (mirrored) 4mm thick	
SCG	Solar Cool Gray - tint color of glass (mirrored) 4mm thick	
CL	Clear	
OBS	Obscure glass (for bathrooms)	
SS or SSB	Single strength - glass strength	




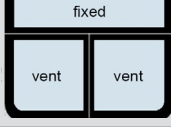
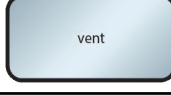


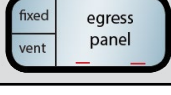

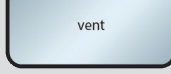
WINDOWS

Window Component Abbreviations

Abbreviation	Definition	Example
BT HS	Bottom T horizontal slider	
BT SPS	Bottom T slider/picture/slider	
DBL	Double vent	
DS	Double strength (glass)	—
DW	Double weep	—
EPW	Exit picture window (solid exit)	
FE	Full exit	—
2000 FV	Full vent	
FVD	Full double vent	
HS PS	Horizontal slider - picture/slider (opposite door side)	
IN or INS	Insulated glass	—
PW	Picture window (solid)	
RCK GRD	Rock guard	—
RED	Exit	—
SCRN	Screen	—

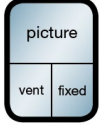
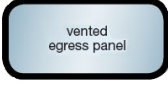
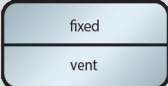
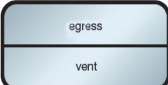
WINDOWS

Window Component Abbreviations (Cont'd)

Abbreviation	Definition	Example
SV	Single vent	
SV/SE	Solid - vented/solid - exit	
2000 SVD	Solid single/vent double	
3000 SVD	Solid single/vent double	
SVS	Solid/vented/solid	
SVSC	Single vent scenic view	
SVSC/TE	Single vent scenic view/top exit	
2000 SVSE	Side vent side egress	
3000 SVSE	Side vent side egress	
SVSV	Single vent single vent	

WINDOWS

Window Component Abbreviations (Cont'd)

Abbreviation	Definition	Example
T-bar	Bottom T-slider	
TEMP	Tempered (glass)	—
VEPW	Vented exit picture window	
VS	Vertical slider	
VS EG	Vertical slider egress	

As a supplier of components to the RV industry, safety, education and customer satisfaction are our primary concerns. Should you have any questions, please do not hesitate to contact us at (574) 537-8900 or by email at customerservice@lci1.com. Self-help tips, technical documents, product videos and a training class schedule are available at lci1.com or by downloading the MyLCI app.