


## LEVELING AND STABILIZATION


### 157507 - Sterling Pressure Switch (Fig. 1)

- Used on Forest River Georgetown units featuring the Sterling leveling components.
- Smaller threaded condition than the other two switches.



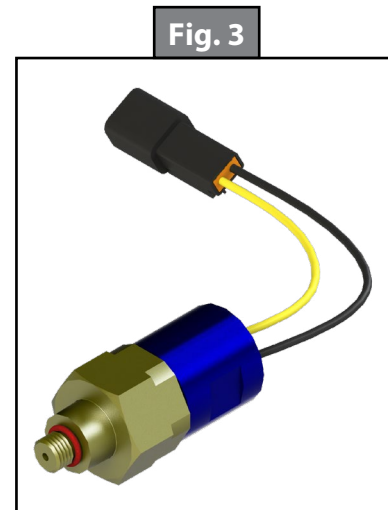
### 140592 - IDS Pressure Switch (Fig. 2)

- Used on Damon units featuring the IDS leveling components.
- Offered with rubber boot to keep spade connections free of contamination.



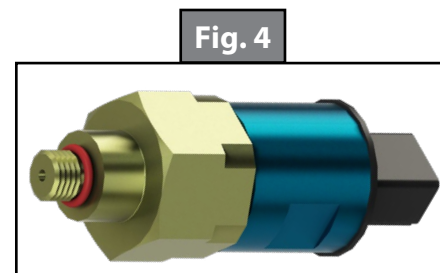
### 142927 - Nason Pressure Switch (obsolete) (Fig. 3)

- 2150 psi rating
- Used on all motorized leveling units since 2007 model units with IDS leveling components.
- Offered with weather-resistant, plug and play Deutsch connector.
- Prior to April 2013 the Pressure Switch was rated at 2075.




### 142927 - NEW Nason Pressure Switch (Fig. 4)

- 2150 psi rating
- Offered with weather-resistant, plug and play Deutsch connector.



### 159321 - Plug & Play Deutsch Connector (Fig. 5)

- 2350 psi rating
- Utilized on large Class A diesel motorized coaches.



As a supplier of components to the RV industry, safety, education and customer satisfaction are our primary concerns. Should you have any questions, please do not hesitate to contact us at (574) 537-8900 or by email at [customerservice@lci1.com](mailto:customerservice@lci1.com). Self-help tips, technical documents, product videos and a training class schedule are available at [www.lci1.com](http://www.lci1.com) or by downloading the MyLCI app.